

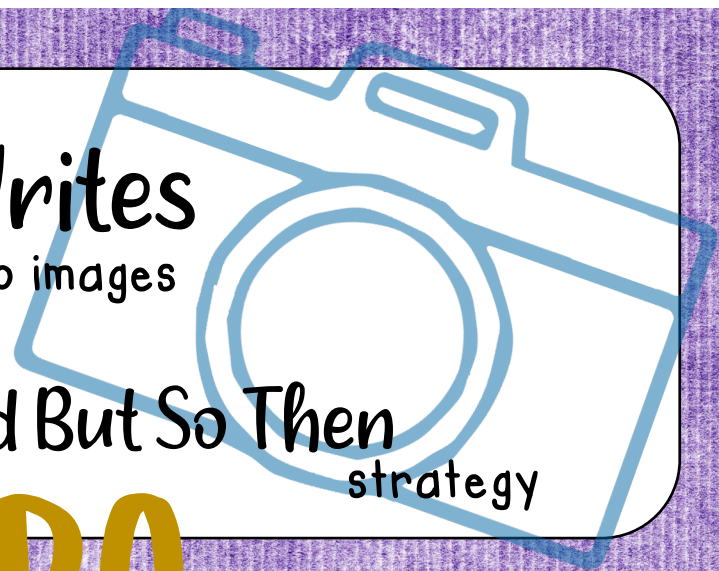
Narrative Quick Writes

with photo images

Using the

Somebody Wanted But So Then


strategy




16 Fun Images!
and
Graphic Organizers

RETRO

FREE SAMPLE

Create a story that could be told for this picture here  using the "Somebody, Wanted, But, So, Then" strategy.




Somebody – The Main Character

Wanted – What the Main Character Wants

But – The Problem/Conflict

So – How the Main Character Tries to Solve the Problem

Then – The Resolution/How the Story Ends



Narrative writing can be challenge for some students. Putting together a complete story with all story elements, description, and dialogue can be overwhelming. Often, just thinking of something to write about is tough! **Narrative Quick Writes** is a great option to get kids used to writing short, quick narratives using images that spark plot ideas.

Narrative Quick Writes uses the strategy of Somebody Wanted But So Then, commonly used for summarizing. By flipping things around and writing the “summary” first, kids are able to plan out an entire plot with all essential story elements, easy peasy.

First: Students use the images to create a Somebody Wanted But So Then story idea. Have kids share their work to see how ONE photo can have SO MANY story ideas!


Next (optional): Students use their SWBST and expand their ideas on a plot diagram, adding setting and key story events.

Next (optional): Students use their SWBST to explain their ideas using a Plot Graphic Organizer, adding point of view, setting, and key story events.

Then: Have students complete a **Narrative Quick Write** using their SWBST or their expanded plot ideas. Spelling, grammar, and punctuation are not important. Content is the focus. If you choose to have kids turn their **Narrative Quick Write** into a full story with dialogue, you can have them complete the entire writing process.

In my classroom, we complete ONE SWBST each week as during morning work time and share out. The kids LOVE hearing each other’s ideas! I save their work and once a month the kids pick one of their story ideas to expand into a full narrative.

Other Photo Image Products You May Love




Inference Images
Teach the skill of inferring using fun photo images!

30 Images!

Inference Images
Name _____
Use the pictures provided to create an inference statement. List 3 reasons of 1 each to use as evidence to support your statement.
Factual Observations _____
Inference Statement _____
Only what is happening. No details using your factual observations as evidence. Use either 1 or 2 reasons to support your inference statement. 1 reason of evidence, and 2 reasons to support.

Perfectly Grain Classroom
www.perfectlygrainclassroom.com



Inference Images
Teach the skill of inferring using fun photo images!

RETRO

16 Images from the 1970's and 1980's!

Inference Images
Name _____
Use the pictures provided to create an inference statement. List 3 reasons of 1 each to use as evidence to support your statement.
Factual Observations _____
Inference Statement _____
Only what is happening. No details using your factual observations as evidence. Use either 1 or 2 reasons to support your inference statement. 1 reason of evidence, and 2 reasons to support.

Perfectly Grain Classroom
www.perfectlygrainclassroom.com

[No Title]



Narrative Quick Writes
with photo images
Using the Somebody Wanted But So Then strategy

16 Fun Images! and Graphic Organizers

Create a story that could be told for this picture here. _____ using the "Somebody, Wanted, But, So, Then" strategy.

Somebody - The Main Character _____

Wanted - What the Main Character Wants _____

But - The Problem/Conflict _____

So - How the Main Character Tries to Solve the Problem _____

Then - The Resolution/How the Story Ends _____

Perfectly Grain Classroom
www.perfectlygrainclassroom.com

Narrative Quick Write



Create a story that could be told using the “Somebody, Wanted, But, So, Then” strategy.

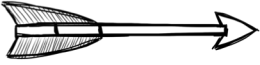
Somebody – The Main Character

Wanted – What the Main Character Wants

But – The Problem/Conflict

So – How the Main Character Tries to Solve the Problem

Then – The Resolution/How the Story Ends

Create a story that could be told for this picture here  using the “Somebody, Wanted, But, So, Then” strategy.



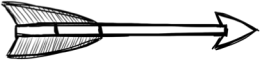
Somebody – The Main Character

Wanted – What the Main Character Wants

But – The Problem/Conflict

So – How the Main Character Tries to Solve the Problem

Then – The Resolution/How the Story Ends

Create a story that could be told for this picture here  using the “Somebody, Wanted, But, So, Then” strategy.



Somebody – The Main Character

Wanted – What the Main Character Wants

But – The Problem/Conflict

So – How the Main Character Tries to Solve the Problem

Then – The Resolution/How the Story Ends



Perfectly Grown Classroom

Note From the Seller:

Thank you so much for your download! I hope this resource meets your expectations. I welcome questions, comments, and feedback.

I can be reached at karen@perfectlygrownclassroom.com



Karen Kawo

You can also find me at <http://www.perfectlygrownclassroom.com/>

Terms of Use:

I support the PLC model used by many school districts. Therefore, the download of this resource may be used by a single teacher AND shared within a teaching team at a single school site. To share this resource beyond your school site, please consider a multi-use license.



THANK YOU!
mahalo

Fonts

