



# Planning Page



Gather ALL the things you need for each zone of your classroom. Consider what items need to be hung.

teach

ation

- 
- 
- 
- 
- 
- 
- 
- 
- 
- 
- 
- 
- 
- 
- 
- 
- 
- 
- 
- 

# CLASSROOM SET-UP PLANNING PAGES

**COOL COLORS**

**WARM COLORS**

**BLACK AND WHITE**


# FREEBIE

s

on


- 
- 
- 
- 
- 
- 
- 
- 
- 
- 
- 
- 
- 
- 
- 
- 
- 
- 
- 
- 

- 
- 



# Classroom Design

Plan out the location of your classroom zones: Teacher desk, student desks, library, small group, class meeting, student organization. Make note of electrical outlets for technology set up.





# Planning Page



Gather ALL the things you will need to begin setting up each zone of your classroom. Consider the bulletin boards and learning tools that will be hung. What items needed to be prepped (copied, cut, laminated);

teacher supplies




teacher organization

- 
- 
- 
- 
- 
- 

- 
- 
- 
- 
- 
- 

bulletin boards



materials and supplies

- 
- 
- 
- 
- 
- 

- 
- 
- 
- 
- 
- 

student supplies



student organization

- 
- 
- 
- 
- 
- 

- 
- 
- 
- 
- 
-



# Prep Page



The start of a school year is filled with printing, photocopying, cutting, gluing, and laminating. Plan out each of these items and prioritize so that you are ready for the first day of school.

## PURCHASE

- 
- 
- 
- 
- 
- 

## PRINT

- 
- 
- 
- 
- 
- 

## PHOTOCOPY

- 
- 
- 
- 
- 
- 

## PREP/LAMINATE


- 
- 
- 
- 
- 
- 

## OTHER

- 
- 
- 
- 
- 
- 

## OTHER

- 
- 
- 
- 
- 
-



# TEACHER TO DO




List the things that need to be accomplished in preparation for the first day of school. Consider things that need to be done for you as a teacher and for the students.



# Classroom Design

Plan out the location of your classroom zones: Teacher desk, student desks, library, small group, class meeting, student organization. Make note of electrical outlets for technology set up.







# Prep Page



The start of a school year is filled with printing, photocopying, cutting, gluing, and laminating. Plan out each of these items and prioritize so that you are ready for the first day of school.

## PURCHASE

- 
- 
- 
- 
- 
- 

## PRINT

- 
- 
- 
- 
- 
- 

## PHOTOCOPY

- 
- 
- 
- 
- 
- 

## PREP/LAMINATE

- 
- 
- 
- 
- 
- 

## OTHER

- 
- 
- 
- 
- 
- 

## OTHER

- 
- 
- 
- 
- 
-





# TEACHER TO DO



List the things that need to be accomplished in preparation for the first day of school. Consider things that need to be done for you as a teacher and for the students.





# Classroom Design



Plan out the location of your classroom zones: Teacher desk, student desks, library, small group, class meeting, student organization. Make note of electrical outlets for technology set up.



# Planning Page



Gather ALL the things you will need to begin setting up each zone of your classroom. Consider the bulletin boards and learning tools that will be hung. What items needed to be prepped (copied, cut, laminated);

teacher supplies

- 
- 
- 
- 
- 
- 



teacher organization

- 
- 
- 
- 
- 
- 

bulletin boards

- 
- 
- 
- 
- 
- 



materials and supplies

- 
- 
- 
- 
- 
- 

student supplies

- 
- 
- 
- 
- 
- 



student organization

- 
- 
- 
- 
- 
-



# Prep Page



The start of a school year is filled with printing, photocopying, cutting, gluing, and laminating. Plan out each of these items and prioritize so that you are ready for the first day of school.

## PURCHASE

- 
- 
- 
- 
- 
- 

## PRINT

- 
- 
- 
- 
- 
- 

## PHOTOCOPY

- 
- 
- 
- 
- 
- 

## PREP/LAMINATE


- 
- 
- 
- 
- 
- 

## OTHER

- 
- 
- 
- 
- 
- 

## OTHER

- 
- 
- 
- 
- 
-



# TEACHER TO DO



List the things that need to be accomplished in preparation for the first day of school. Consider things that need to be done for you as a teacher and for the students.





# Planning Page



Gather ALL the things you will need to begin setting up each zone of your classroom. Consider the bulletin boards and learning tools that will be hung. What items needed to be prepped (copied, cut, laminated);

## teacher supplies

- Mechanical pencils, Pilot G2 Gel Pens 0.7
- Flair Pens, Crayola Super Tip Markers
- Scotch Tape, Staples, Post it Notes

## teacher organization

- File folders
- Avery labels
- File holders
- Crates, Tubs, Baskets

## bulletin boards

- Student Work Wall
- Reading Anchor Charts
- Math Anchor Charts
- Date, Daily Agenda, Learning Objectives
- Mentor Sentences Work Space
- Class Rules, Voice Levels, Effort Posters
- Quote of the Week
- Library Corner Walls

## materials and supplies

- Twin Sheets
- Borders
- Staple Gun and Staples
- Clip Boards
- Push Pins
- Letters for Titles
- Rules Poster, Voice Levels Poster, Effort Poster
- Mentor Sentences Labels

## student supplies

- Extra pencils, Colored pencils, Markers. Liquid glue, Glue sticks
- Extra scissors
- Rulers
- Notebook paper

## student organization

- File Folders
- Avery Labels
- 2 Pocket Folder
- Composition Books - ELA and Math
- Name Tags

**EXAMPLE**