


Inference Images


Teach the skill of inferencing using fun photo images!

30 Images!



Inference Images

Name _____




Use the picture provided to create an inference statement. List a minimum of 5 facts to use as evidence to support your statement.

Factual Observations


Inference Statement

Infer what is happening in the picture using your factual observations as evidence. The answer include an inference statement, 3 pieces of evidence, and a conclusion sentence.

PERFECTLY GROWN 



**FREE
SAMPLE!**



Perfectly Grown Classroom

www.perfectlygrownclassroom.com

The skill of inferencing, and specifically, backing up an inference with evidence is a challenging task. When asked “how to do know?” kids want to say “I don’t know, I just do.” Requiring students to back up their inference with facts is a great way to practice this essential skill.

Inferencing Images is part of my daily morning routine for the first trimester of the school year. Every Tuesday, the students practice their inferencing skills. It has made such a HUGE difference in their ability to infer and provide evidence when reading text.

EXAMPLE



Inference Images

Name _____



Use the picture provided to create an inference statement. List a minimum of 5 facts to use as evidence to support your statement.



Factual Observations

- 1. I see two athletes
- 2. They are wearing uniforms with numbers.
- 3. The uniforms are maroon and black, the other is white and purple.
- 4. The men are wearing helmets, gloves, and cleats.
- 5. The athletes are holding sticks, one has a ball in it.
- 6. They are running on grass or turf.

Inference Statement




infer what is happening in the picture using your factual observations as evidence. The answer must include an inference statement, 3 pieces of evidence, and a conclusion sentence.

- I infer that these two men are playing the sport of lacrosse. I know this because they are wearing uniforms from two different teams, one player is #3 and the other is #16. Also, the athletes are wearing protective gear like helmets and gloves. Finally, they are also running with lacrosse sticks, one has a ball in it. As you can see, these two athletes are playing lacrosse.

Inference Images

Name _____



Use the picture provided to create an inference statement. List a minimum of 5 facts to use as evidence to support your statement.



Factual Observations

Inference Statement



infer what is happening in the picture using your factual observations as evidence. The answer must include an inference statement, 3 pieces of evidence, and a conclusion sentence.

Inference Images

Name _____



Use the picture provided to create an inference statement. List a minimum of 5 facts to use as evidence to support your statement.



Factual Observations

Inference Statement



infer what is happening in the picture using your factual observations as evidence. The answer must include an inference statement, 3 pieces of evidence, and a conclusion sentence.



Perfectly Grown Classroom

Note From the Seller:

Thank you so much for your download! I hope this resource meets your expectations. I welcome questions, comments, and feedback.

I can be reached at karen@perfectlygrownclassroom.com



Karen Kawo

You can also find me at <http://www.perfectlygrownclassroom.com/>

Terms of Use:

I support the PLC model used by many school districts. Therefore, the download of this resource may be used by a single teacher AND shared within a teaching team at a single school site. To share this resource beyond your school site, please consider a multi-use license.



THANK YOU!
mahalo

Fonts

